

2Q22 Financial Results Review

Senior BA Meeting
March 15, 2022


Financial Results for the Six Months Ended December 31, 2021

Table of Contents:

1. Consolidated University – Brian Elmore
 - Summary of Results

2. Academic Component – Nell Jones
 - Summary of Results
 - Analysis

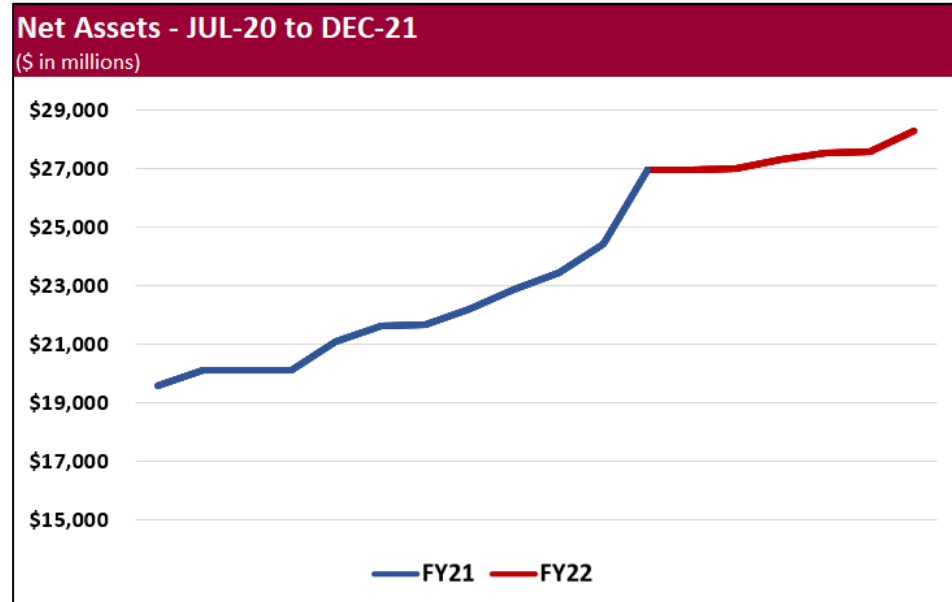
Statements of Activities:	Total
Revenue	\$ 7,108.8
Expense	6,164.4
Operating	\$ 944.4
Nonoperating	\$ 387.1
Increase in total net assets	\$ 1,331.5
Statements of Financial Position:	
Assets	\$ 39,273.4
Liabilities	10,992.7
Net Assets	\$ 28,280.7



Statements of Activities:	Academic	UPHS	Eliminations	Total
Revenue	\$ 2,532.0	\$ 4,584.6	\$ (7.8)	\$ 7,108.8
Expense	1,784.6	4,387.6	(7.8)	6,164.4
Operating	\$ 747.4	\$ 197.0	\$ -	\$ 944.4
Nonoperating	\$ 383.8	\$ 3.3	\$ -	\$ 387.1
Increase in total net assets	\$ 1,131.2	\$ 200.3	\$ -	\$ 1,331.5
Statements of Financial Position:				
Assets	\$ 24,081.6	\$ 14,773.8	\$ 418.0	\$ 39,273.4
Liabilities	4,108.8	6,465.9	418.0	10,992.7
Net Assets	\$ 19,972.8	\$ 8,307.9	\$ -	\$ 28,280.7

\$ in millions

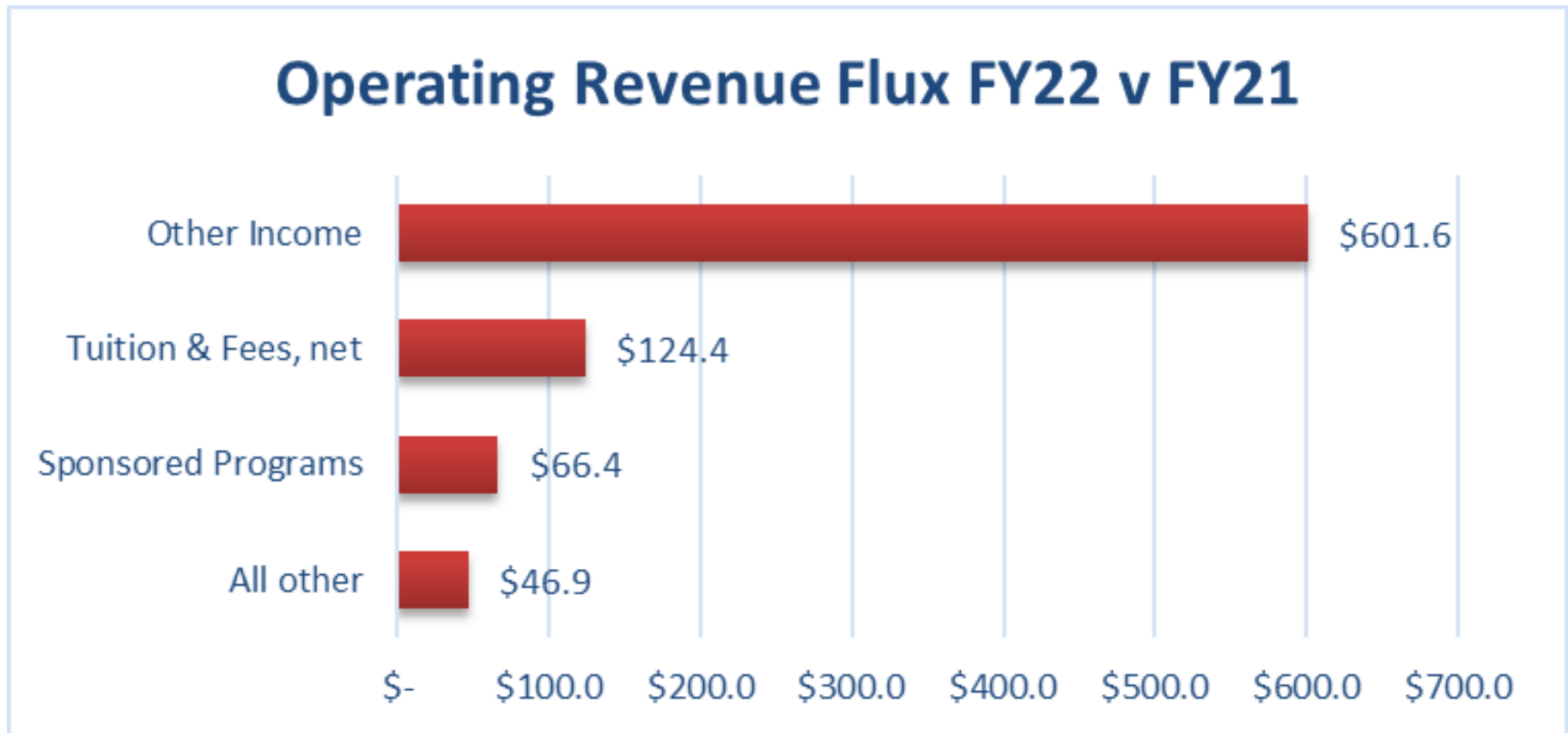
Statements of Activities:	DEC-21	DEC-20	Flux
Revenue	\$ 7,108.8	\$ 6,077.9	\$ 1,030.9
Expense	6,164.4	5,690.0	474.4
Operating	\$ 944.4	\$ 387.9	\$ 556.5
Nonoperating	\$ 387.1	\$ 1,653.2	\$ (1,266.1)
Increase in total net assets	\$ 1,331.5	\$ 2,041.1	\$ (709.6)
Statements of Financial Position:			
Assets	\$ 39,273.4	\$ 33,252.8	\$ 6,020.6
Liabilities	10,992.7	11,645.4	(652.7)
Net Assets	\$ 28,280.7	\$ 21,607.4	\$ 6,673.3



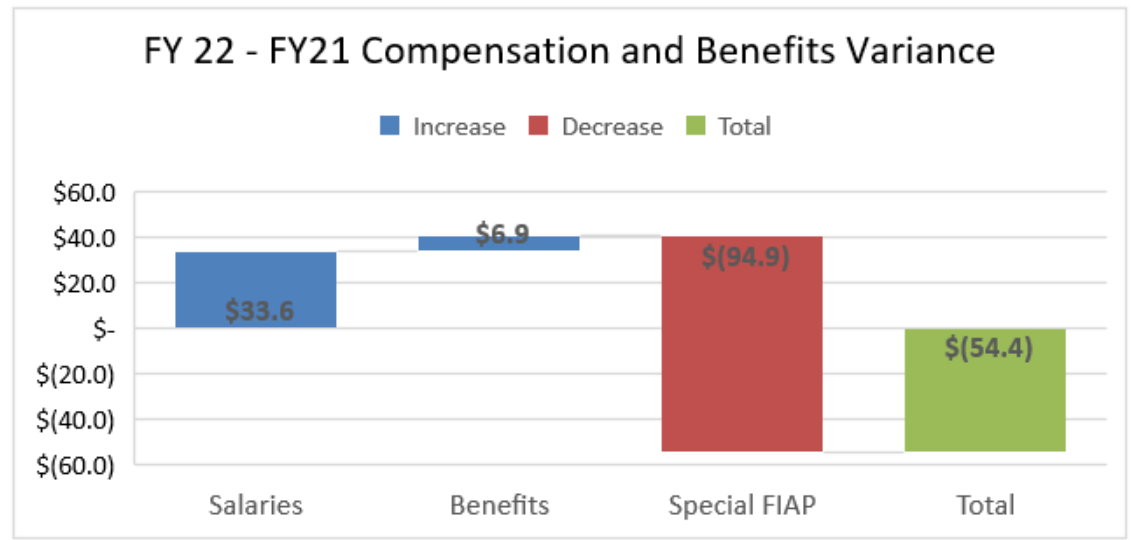
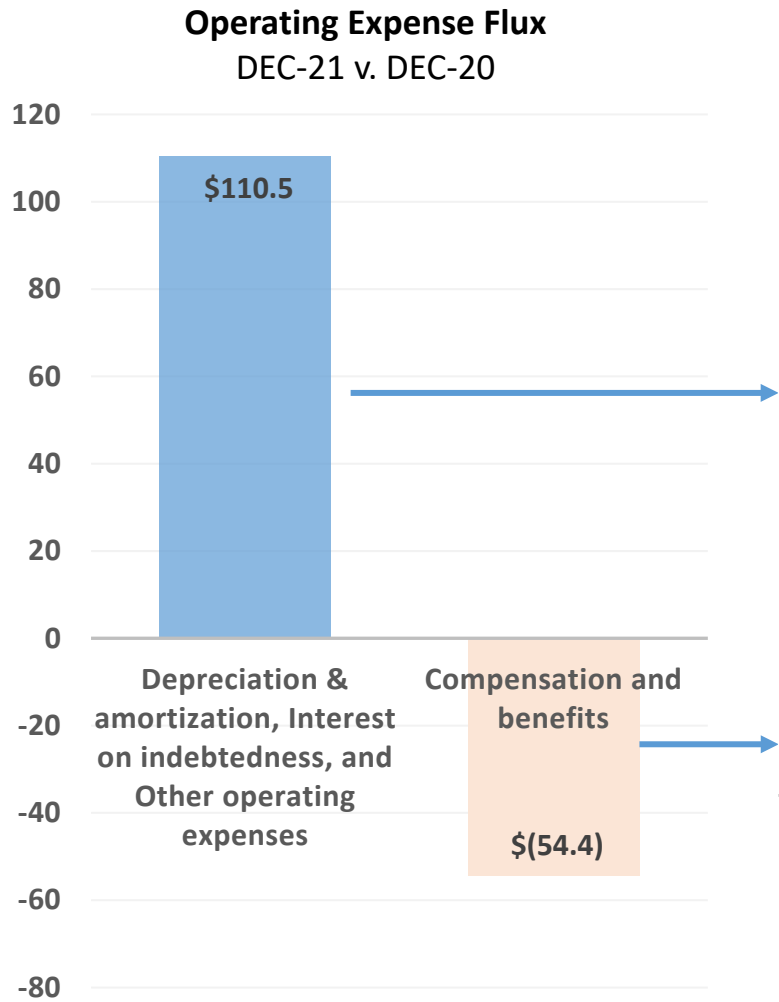
\$ in millions

Statements of Activities:	12/31/2021	12/31/2020	Flux	% Change
Revenue	\$ 2,532.0	\$ 1,692.7	\$ 839.3	49.6%
Expense	1,784.6	1,728.5	56.1	3.2%
Operating	\$ 747.4	\$ (35.8)	\$ 783.2	2187.7%
Nonoperating	\$ 383.8	\$ 1,356.5	\$ (972.7)	-71.7%
Increase in total net assets	\$ 1,131.2	\$ 1,320.7	\$ (189.5)	-14.3%
Statements of Financial Position:				
Assets	\$ 24,081.6	\$ 19,029.9	\$ 5,051.7	26.5%
Liabilities	4,108.8	3,914.1	194.7	5.0%
Net Assets	\$ 19,972.8	\$ 15,115.8	\$ 4,857.0	32.1%

\$ in millions



\$ in millions



\$ in millions